



NESTAFLEX

226 FLEXIBLE GRAVITY CONVEYOR

DETAILS

FLEXIBILITY

Able to bend and twist as needed to go around obstacles. Conveyors can curve up to 180°.

SELF TRACKING

Cartons will follow the twists and turns of the conveyor path without using engineered curves.

EXPANDABILITY

Designed to expand and contract as needed to help with the loading and unloading process and minimize storage footprint.


SKATE WHEELS

Standard with black high density polymer skate wheels with steel ball increases the speed of package conveyance.

Designed to expand, contract and move easily, the NESTAFLEX 226 is a self tracking, gravity skate wheel conveyor that has a per linear foot capacity of 226 pounds. This unit is engineered to handle multi-sized cartons in low to medium volume applications.

The all-steel construction provides unmatched structural integrity, whether the conveyor is extended, compacted or configured in simple or compound curves. Adjustable inner legs vary height to achieve gravity flow.

The NESTAFLEX 226 is the choice for use in retail store level applications, packaging areas, assembly lines and in low volume shipping and receiving departments.



C O N V E Y O R S

A DURAVANT COMPANY

NESTAFLEX

226 FLEXIBLE GRAVITY CONVEYOR

STANDARD SPECIFICATIONS

LOAD CAPACITY	226 lbs/ft
STANDARD SKATE WHEEL	Black Polymer
OPTIONAL SKATE WHEELS	Zinc Plated & Red Polymer
STANDARD AXLE CENTERS	Standard: 5.25 in / Optional: 3 & 4 in
AXLE SIZE	5/16 in
CONVEYOR WIDTHS	18 / 24 in
CONVEYOR LENGTHS	8 - 60 ft
CONVEYOR HEIGHTS	Adjustable 20 - 52 in
STANDARD CASTER SIZE	5 x 1.5 in / Optional: 8 x 2 in
SIDE LINK CONSTRUCTION	11 gauge steel
LEG DESIGN	Zinc Plated, heavy-duty leg supports 1.125" square steel tubing

MORE DETAILS

ACCESSORIES / OPTIONS

Additional brake casters
Additional set of couplers
Curve Guards
Swing Stick
T-Junction

WARRANTY


MECHANICAL: 24 Months

SERVICES AVAILABLE

Technical Support
Installation & Service
Preventative & Routine Maintenance
Application Support
Operator & Maintenance Training

OPTIMAL PACKAGE SIZE FOR AXLE CENTERS

AXLE CENTER LENGTH	PACKAGE SIZES
5.25 in	15 in & Larger
4 in	12 in & Larger
3 in	9 in & Larger



RED POLYMER / BLACK POLYMER / STEEL SKATE WHEELS



CONNECTION COUPLERS




OPTIONAL HEAVY DUTY IMPACT CART



LOCK BRAKE CASTERS ON EACH END



HEAVY DUTY RETRACTABLE PACKAGE STOP



CONVEYORS CAN FLEX UP TO 180°

VISIT OUR WEBSITE TO LEARN MORE :: WWW.FMHCONVEYORS.COM



FMH CONVEYORS IS A MEMBER OF THE DURAVANT FAMILY OF COMPANIES

PACKAGING SOLUTIONS | FOOD PROCESSING SOLUTIONS | MATERIAL HANDLING SOLUTIONS | SUPPORTPRO

www.duravant.com